

aspect™

ALL-IN-ONE LED DISPLAY SYSTEMS




 S | N | A DISPLAYS®

aspect™

ASPECT™ is SNA Displays' new line of all-in-one, plug-and-play LED display systems. Perfect for meeting spaces like conference rooms, tradeshow booths, and other indoor areas where on-the-go digital messaging is needed, **ASPECT** display systems are pre-configured at a standard 16:9 aspect ratio and packaged for quick and easy setup.

Each display system is equipped with an integrated content management system (CMS), a high-end video processor, and Miracast technology, which allows users to easily mirror content from another device, such as a laptop, smartphone, or tablet. HDMI input is also supported. All systems include a wireless handheld remote for on-screen navigation and end-user control of brightness, volume, and other settings.

ASPECT LED displays are available in multiple sizes and pixel pitches. While all systems can be wall-mounted, each **ASPECT** display comes with an easel-style frame for safe, freestanding deployments.



**NARROW PIXEL PITCH
LED TECHNOLOGY**



**MIRACAST
CONTENT**



**WIRELESS
CONTROL**




**SPLIT-SCREEN
DISPLAY**



**HIGH-DEFINITION
RESOLUTION**

MULTIPLE SIZES AND PIXEL PITCH OPTIONS



MOBILE STAND OR WALL MOUNT



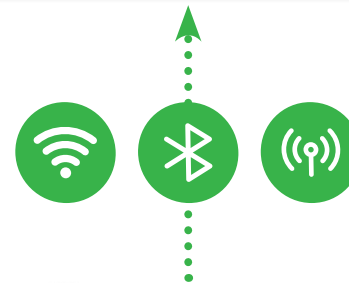
PLUG AND PLAY CONTENT

▶ MIRACAST

- Support for Android and iOS
- Support for Transmitter
- Support for HDMI

▶ SPLIT-SCREEN DISPLAY

Supports several signal sources cast to a single display (2/4 split)



HDMI™ Bluetooth™ Wi-Fi™

COMPARISON LCD VS. ASPECT™

| 3x3 LCD DISPLAY | VS. | ASPECT 135" |
|--|-----------------------------|-----------------------|
| 120" x 67" | Display Size | 118.2" x 66.5" |
| 5" | Thickness | 1.5" |
| 5,760 x 3,240 | Resolution | 1,920 x 1,080 |
| 1–5 mm surrounding each sub-display | Bezels | seamless |
| typically <130° | Off-Axis Viewing | >160° |
| 750 lbs | Weight | 390 lbs |
| no | Portable | yes, with stand mount |
| hours to days | Installation and Setup Time | hours |
| required | Calibration | not required |
| 30,000–60,000 hours | Lifetime | 100,000 hours |

UPGRADE YOUR SPACE

From high-end VIP suites to contemporary boardrooms, ASPECT™ provides a modern-era look and a cutting-edge visual medium for any setting.



| PRODUCT | AS108-1.2 | AS135-1.5 | AS162-1.8 | AS216-2.5 |
|---|--------------------------------------|----------------------|--------------------|--------------------|
| Screen Size | 108" | 135" | 162" | 216" |
| Pixel Pitch | 1.2 mm | 1.5 mm | 1.8 mm | 2.5 mm |
| Display Size <i>(inches, w x h x d)</i> | 94.5 x 53.2 x 1.5 | 118.2 x 66.5 x 1.5 | 141.8 x 79.8 x 1.5 | 189 x 106.3 x 1.5 |
| Display Size <i>(mm, w x h x d)</i> | 2,400 x 1,350 x 38 | 3,000 x 1,687.5 x 38 | 3,600 x 2,025 x 38 | 4,800 x 2,700 x 38 |
| Resolution | 1,920 x 1,080 pixels | | | |
| Brightness | 600 nits | | | |
| Contrast Ratio | 5,000:1 | | | |
| Viewing Angles | 160° x 160° | | | |
| Refresh Rate | 3,840 Hz | | | |
| Input Voltage | 85~265 VAC | | | |
| Avg. Power Consumption | 570W | 500W | 800W | 1,400W |
| Max Power Consumption | 1,900W | 1,750W | 2,450W | 4,450W |
| Operating Temperature | -10~50°C / 14~122°F | | | |
| Operating Humidity | 30~80% RH | | | |
| Weight <i>(not including stand)</i> | 250 lbs | 390 lbs | 530 lbs | 930 lbs |
| Inputs | HDMI (3) / USB 2.0 (2) / USB 3.0 (4) | | | |



SNA Displays builds high-end digital displays as vivid and dynamic as the imagination. Our work is supported by industry-leading expertise and service. We prove to our clients that Dreams Live Digitally®.

To learn more about how we can help, visit us online at snadisplays.com.

